

31st Stop TB Board meeting

Global Fund Session

30th January, 2019

Eliud Wandwalo

Senior Disease Coordinator, TB

TB

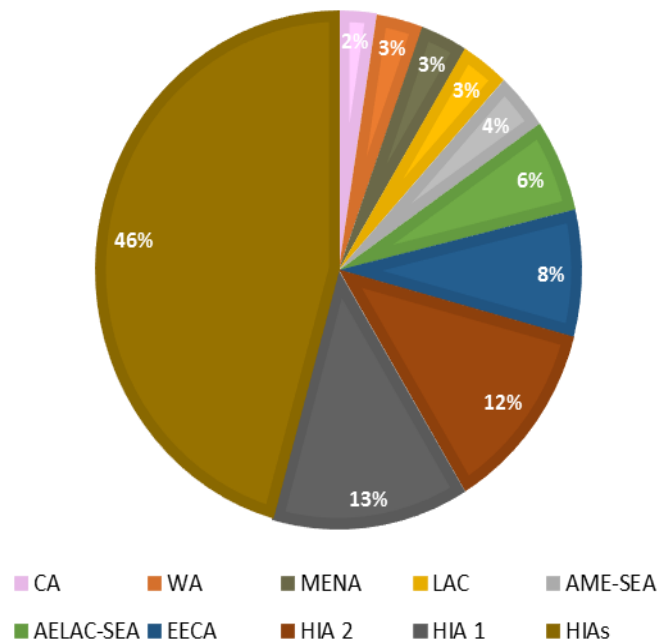


Global Fund is investing in Tuberculosis in **> 100 countries** globally in the current funding cycle (2017 – 2019)

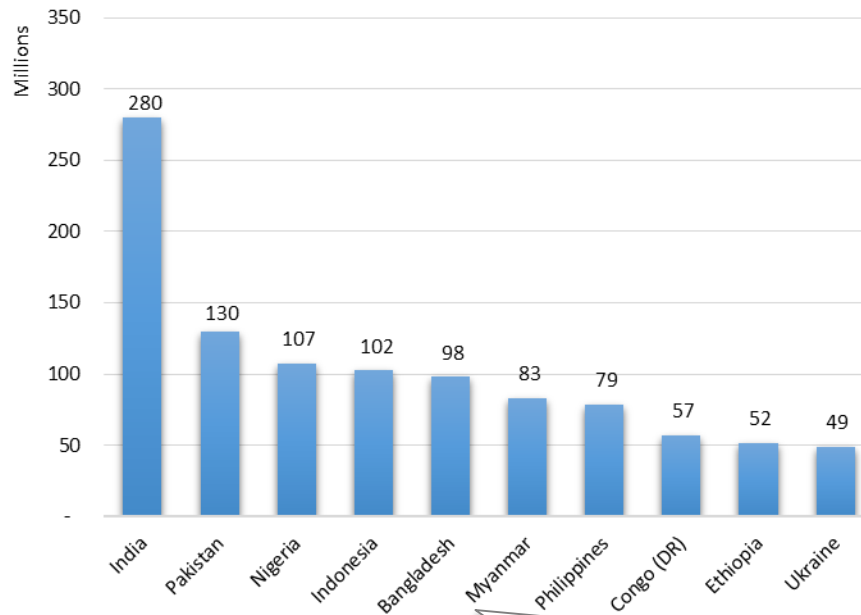
Total GF TB investment
US\$ 6.4 billion

Allocation amount = **> US\$ 1.85 b**
Catalytic investment = **US\$ 190 m**

GF ALLOCATION BY REGION (TB): 2017-2019



Top 10 TB grant allocations: 2017-2019



The top 10 countries with TB grant allocations account for **56% of GF investment in TB & 61% of the estimated global TB burden** (2017 GTB Report)

Catalytic Fund for TB - Finding missing people with TB



US \$ 115 million:

- Matching fund for 12 countries

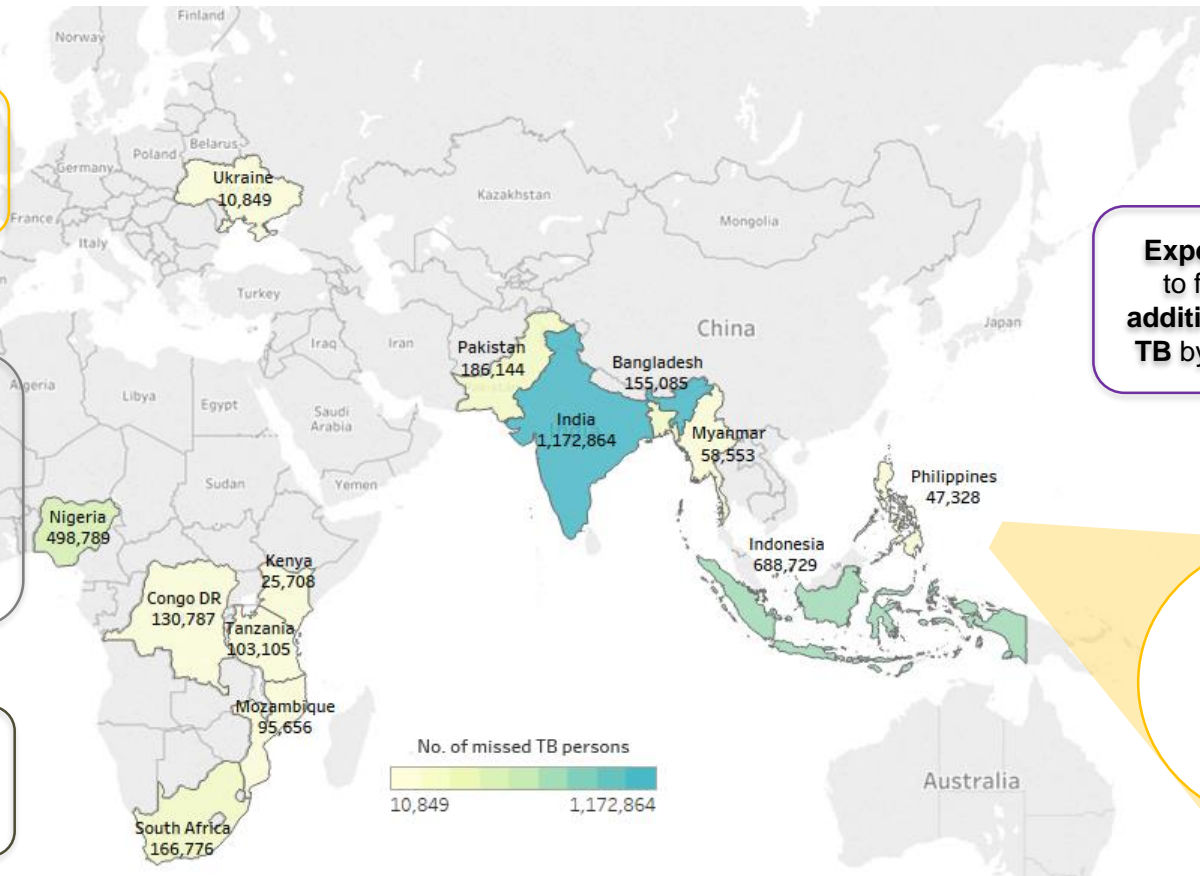


US \$ 10 million (SI):
 Stop TB & WHO, support the 13 countries in catalyzing their efforts to find missing people with TB, TB/HIV and DR-TB – including through PPM

US \$ 65 million:
 Multi-country grants for cross-cutting issues



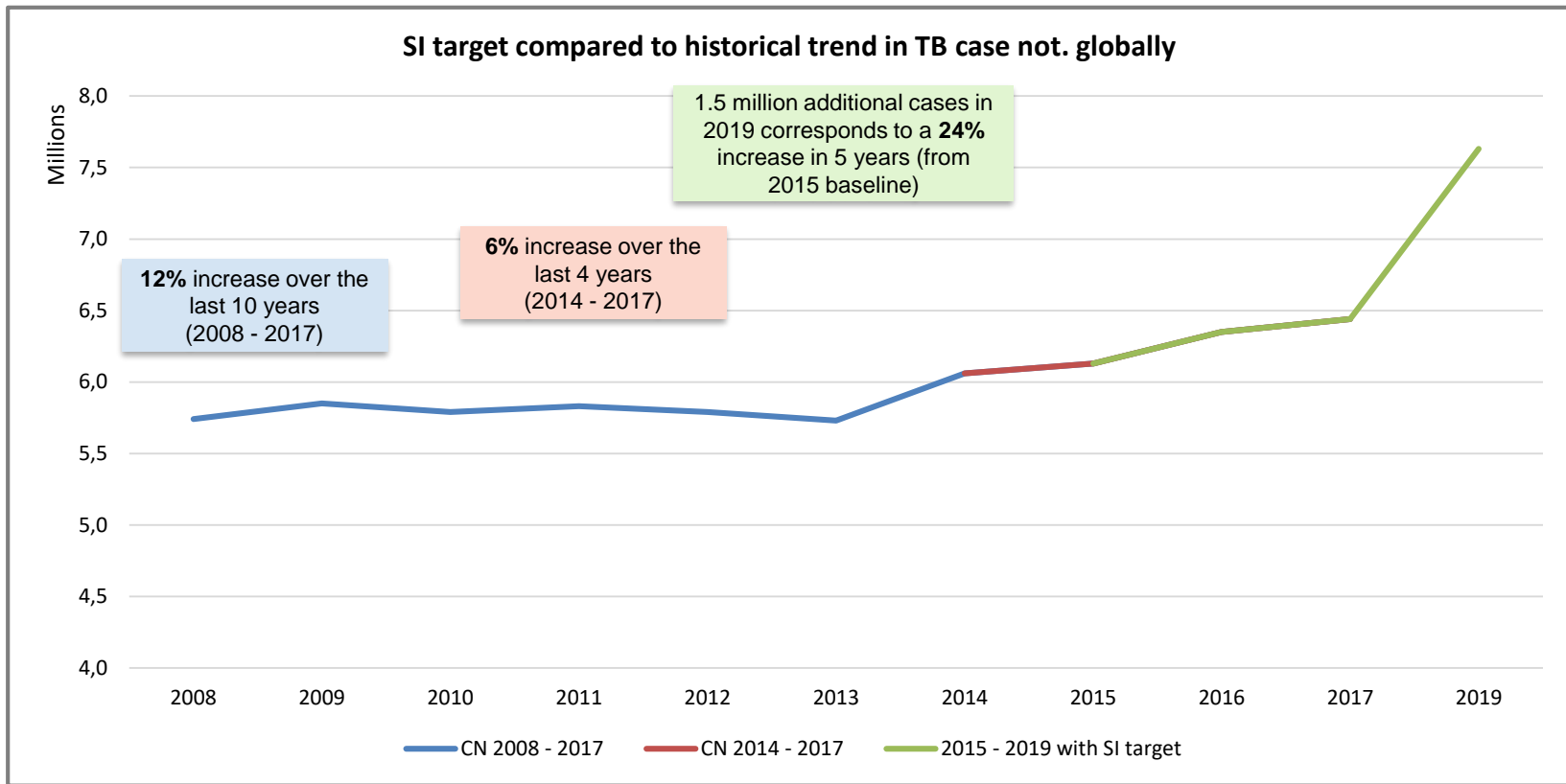
Expected outcome:
 to find 1.5 million additional people with TB by the end of 2019



Targets: 13 countries that account for 75% of missing people with TB and 55 DR-TB globally

TB Catalytic investments and Strategic Initiative (3)

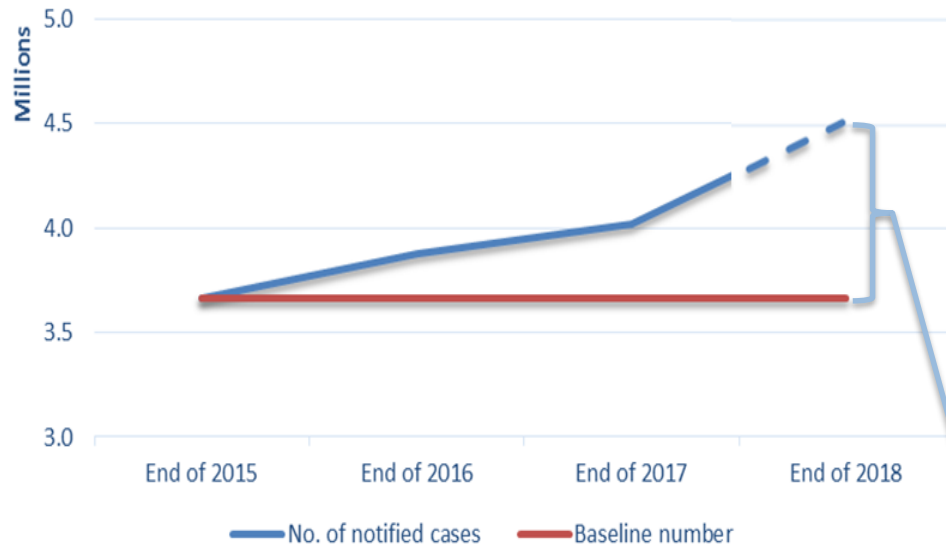
SI target compared to historical trend in TB case not. globally



* Data source: WHO Global TB database Jan. 2018

TB catalytic investments: trend in case notification

Projected trend in TB case notification (2015 to end of 2018*)



Country	S1 2015	S1 2017	S1 2018	% change S1 2017 vs S1 2018	% change S1 2015 vs S1 2019
Bangladesh	103,458	121,320	130,232	7%	26%
Congo DR	59,607	75,043	81,840	9%	37%
India	833,568	893,341	1,123,365	26%	35%
Indonesia	164,448	221,086	200,125	-9%	22%
Kenya	40,646	41,800	49,908	19%	23%
Mozambique	29,172	42,688	48,422	13%	66%
Myanmar	69,224	65,209	64,069	-2%	-7%
Nigeria	43,606	51,194	53,054	4%	22%
Pakistan	161,928	179,612	185,158	3%	14%
Philippines	138,336	158,633	162,501	2%	17%
South Africa	143,612	110,082	108,967	-1%	-24%
Tanzania	30,448	34,237	35,518	4%	17%
Ukraine	15,076	13,615	14,098	4%	-6%
SUB-TOTAL	1,833,126	2,007,856	2,257,257		

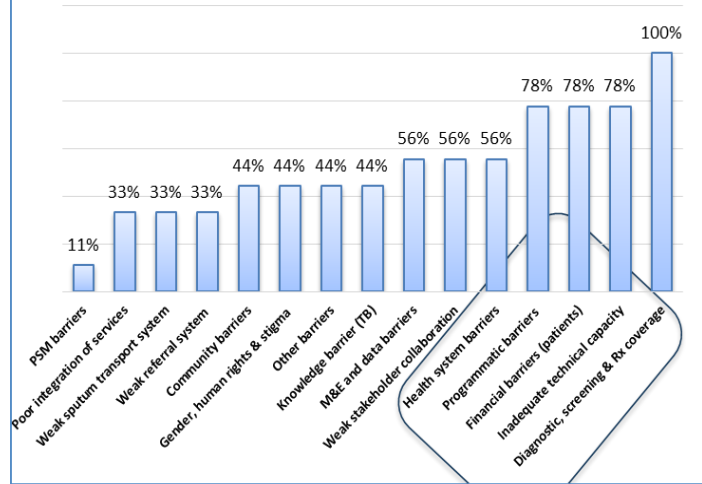
- Analysis is based on LFA-validated data for Q1 and Q2 2018 as reported to GF.
- The assumption is that countries will maintain the same performance (89%) against their PF targets in Q3 and Q4 2018.

848,000 additional TB cases expected to be notified by the end of 2018

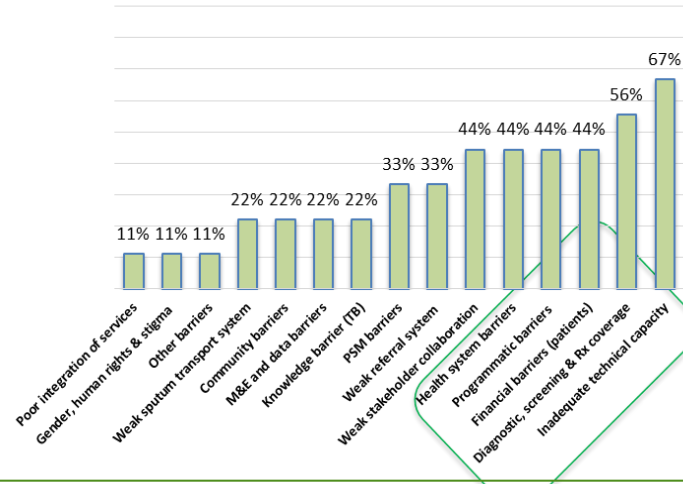
* Semester 1 (i.e. Q1+Q2) of 2015 and 2017 figures assumed to be half of the annual TB notification

West and Central Africa TB regional support

Barriers identified within the region by countries (%): WAF



Barriers identified within the region by countries (%): CAF



- ❑ Provision of support to 19 countries in the West and Central Africa region through a collaborative initiative (with several partners) aimed at identifying barriers to TB case finding and good treatment outcomes, sharing of lessons learned and best practices within the region and providing possible solutions to challenges identified.
- ❑ A major outcome of the workshop was the resolution made by participating countries called the Cotonou TB declaration.



Best Practices on TB Case Finding and Treatment
 Reflections and Lessons from West and Central Africa and Beyond
 October 2018
 Geneva, Switzerland

TheGlobalFund

Conclusion

- TB catalytic funding has been key in generating interest and momentum both at the global and country levels
- Countries are making progress to reach their targets and closing the gap in finding missing people with TB but more support will be needed to reach the ambitious targets agreed in PF
- Countries should be supported to optimize and absorb TB funding, additional funding through Portfolio optimization is key to bridge the gap
- Global Fund will be working with countries and partners to support rapid adoption of new guidelines

Thank you!