

Stop TB Partnership

Coordinating Board, Osaka, 19-21 February 2002

DRAFT




Financial Status Report
As at 31 December 2001

STOP TB Partnership Secretariat

Financial Status Report

As at 31 December 2001



Stop TB Partnership

Coordinating Board, Osaka, 19-21 February 2002

DRAFT



---1. INTRODUCTION

The financial report covers the period 01 January 2001 up to 31 December 2001. It provides information as to the contributions made by the partners to the STOP TB Partnership Secretariat housed in the World Health Organization as well as the expenditures and transfers made. The report is based upon the figures available in WHO Headquarters financial system. For contributions in-kind, the figures are provided by partners and estimates based on WHO figures for secondments of staff.

For purposes of reporting and clarity, a separate financial statement is prepared for the Global TB Drug Facility.

---2. CONTRIBUTIONS

For year 2001, the STOP TB Partnership Secretariat has received contributions from the partners and classified as follows: (*See Table 1 and Figure 1*)

1. Extrabudgetary Contributions
 - Unspecified – contributions received by Secretariat from partners for general STOP- Partnership activities
 - Specified – contributions received by the Secretariat for specific STOP TB Partnership activities
2. In-kind – contributions received by the Secretariat in the form of technical services through secondments and also support for general activities.
3. WHO Regular Budget

Some of the contributions that were received in late December 2001 were recorded as 2001 contributions but are considered in funds carried-over for 2002 expenditures.

---3. EXPENDITURES

Figures for expenditures of the STB Partnership Secretariat are based on obligations in 2001. Total expenditures of the STOP TB Secretariat and its activities amounted to US\$2,528,243. (*See Table 2 and Figure 2*).



Stop TB Partnership

Coordinating Board , Osaka, 19-21 February 2002

DRAFT



---4. POSITION REPORT

The statement of income and expenditures is shown in *Table 3*. It provides information as to available resources carried over from 2000 to 2001. Year 2001 has a considerable portion of contributions received towards the end of the year which are directed towards activities in 2002.

--5. GLOBAL TB DRUG FACILITY (GDF)

For the year 2001, the Canadian International Development Agency (CIDA), the Government of the Netherlands, and the United States Agency for International Development (USAID) provided contributions for the first year of GDF operations. The income and expenditures of GDF is in *Table 4 and Figures 3 and 4*. Two of the three partners whose contributions were received in 2001 were recorded as 2001 income but are directed towards operations in 2002.

For purposes of reporting, obligated and earmarked funds for the operations have been considered as expenditures.

-- 6. PROJECTED FUNDING REQUIREMENTS

The 2002 projected funding requirements for the Stop TB Partnership Secretariat is available in *Table 5* and for GDF is available in *Table 6*.

The figures of the projected expenditures are drawn out of the Stop TB Partnership Secretariat and Global TB Drug Facility workplans for 2002.



Stop TB Partnership

Coordinating Board, Osaka, 19-21 February 2002

DRAFT



Table 1

INCOME STATEMENT FOR THE YEAR 2001 (in US Dollars)

EXTRABUDGETARY CONTRIBUTIONS	
Unspecified	
Japan	300,000
Luxembourg	106,209
Netherlands ¹	320,084
Norway ¹	337,602
Switzerland	185,185
Sub-total	<u>1,249,080</u>
Specified	
Japan Health Sciences Foundation	24,770
Netherlands (Partners' Forum)	365,000
Rockefeller Foundation	78,820
USAID (Partners' Forum)	100,000
USA – CDC (Partners' Forum)	50,000
USA – CDC ¹	200,000
USA – (Core support) ¹	575,695
USA – (STB and Inst. Capacity)	425,000
World Bank	700,000
Sub-total	<u>2,519,285</u>
In-kind contributions	
Services (seconded staff)	
Japan	22,000
Netherlands	56,000
Procter and Gamble	35,750
Other support and services	
American Lung Association	1,000
American Thoracic Society	15,000
Partner's in Health/ Open Society Institute	95,000
Rockefeller Foundation	7,500
Task Force for Child Survival and Health	44,375
USA-CDC	1,000
USAID	100,000
Sub total	<u>377,625</u>
WHO Regular budget	<u>320,296</u>
TOTAL CONTRIBUTIONS RECEIVED	<u>4,466,286</u>

¹ Funds received towards the end of 2001 for use in 2002 activities.



Stop TB Partnership

Coordinating Board, Osaka, 19-21 February 2002

DRAFT



Figure 1

CONTRIBUTIONS FOR STOP TB PARTSHIP SECRETARIAT FOR THE YEAR 2001

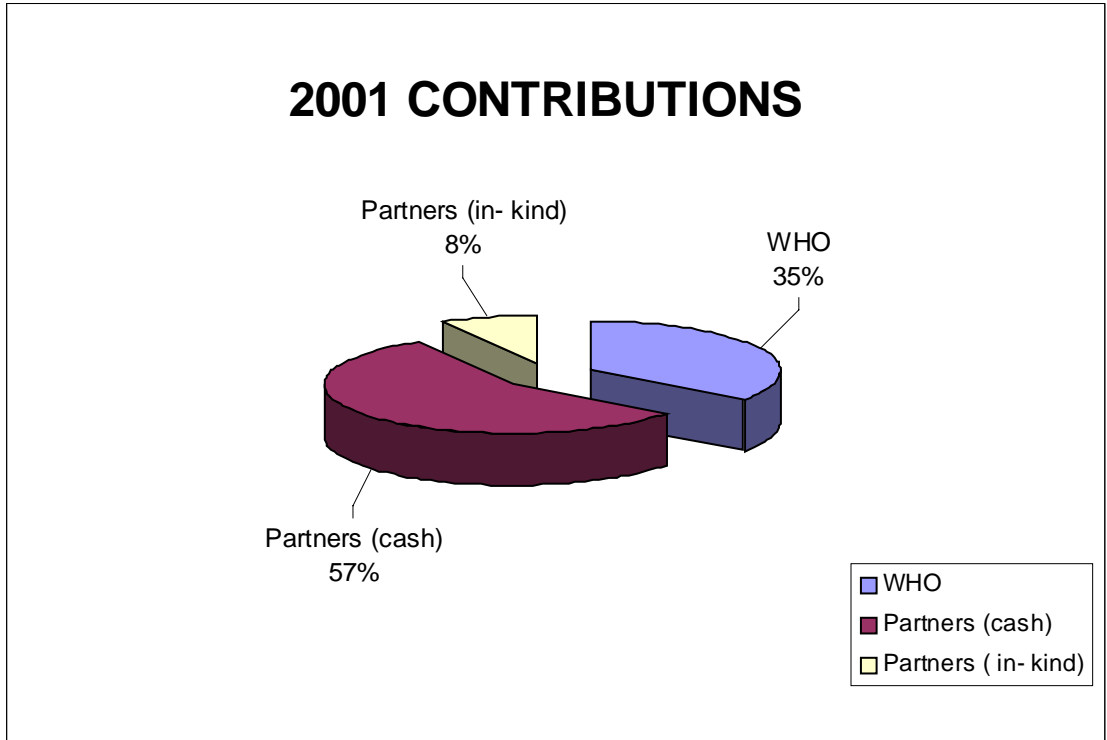




Table 2

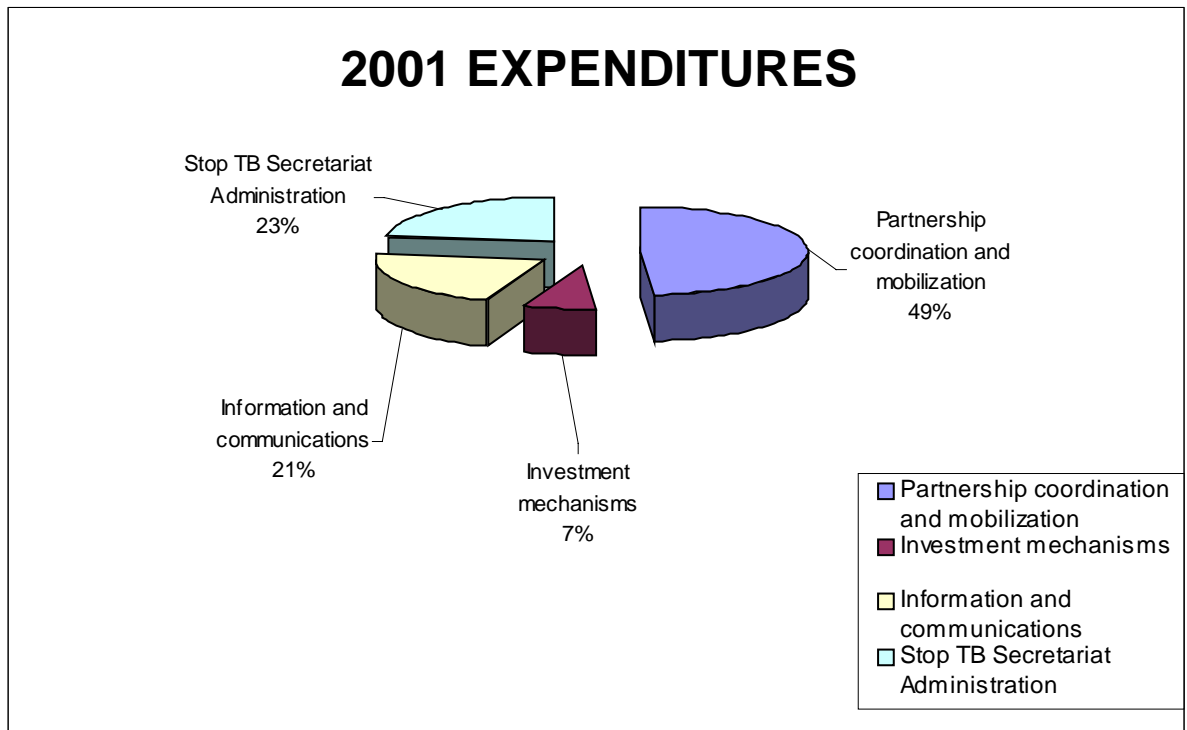
**STATEMENT OF EXPENDITURES
FOR THE YEAR 2001
(in US Dollars)**


Expenditures for:

Partnership coordination and mobilization	1,225,611
Investment mechanisms	180,156
Information and communications	537,632
STOP TB Secretariat Administration	<u>584,844</u>

Total Expenditures **2,528,243**

Figure 2





Stop TB Partnership

Coordinating Board, Osaka, 19-21 February 2002

DRAFT



Table 3

STATEMENT OF INCOME AND EXPENDITURES FOR THE YEAR 2001 (in US Dollars)

Carried over funds 01 January 2001	(39,810)
Income 2001	
Extrabudgetary contributions:	
-Unspecified	1,249,080
-Specified	2,519,285
WHO regular budget	320,296
In-kind contributions	<u>377,625</u>
Sub-total	<u>4,466,286</u>
Total available funds for 2001	4,426,476
Less: Expenditures for 2001	<u>2,528,243</u>
BALANCE ²	<u>1,898,233</u>

² Balance includes funds unobligated as at 31 December 2001 but earmarked in 2001 for 2002 activities.



Stop TB Partnership

Coordinating Board, Osaka, 19-21 February 2002

DRAFT



Table 4

**GLOBAL TB DRUG FACILITY (GDF)
STATEMENT OF INCOME AND EXPENDITURES
FOR THE YEAR 2001
(in US Dollars)**

INCOME

Contributions received from:

Canada (CIDA)	9,803,922
Interest income on CIDA	140,180
Netherlands ³	4,040,786
USA (USAID) ³	<u>1,250,000</u>

Total contributions received **15,234,888**

EXPENDITURES

Contributions were used for:

Procurement of drugs	7,843,137
Quality assurance	708,500
Technical assistance and monitoring	<u>671,500</u>

Total expenditures **9,223,137**

BALANCE OF CONTRIBUTIONS **6,011,751**

³ Contributions received in December 2001 for use in 2002.



Stop TB Partnership

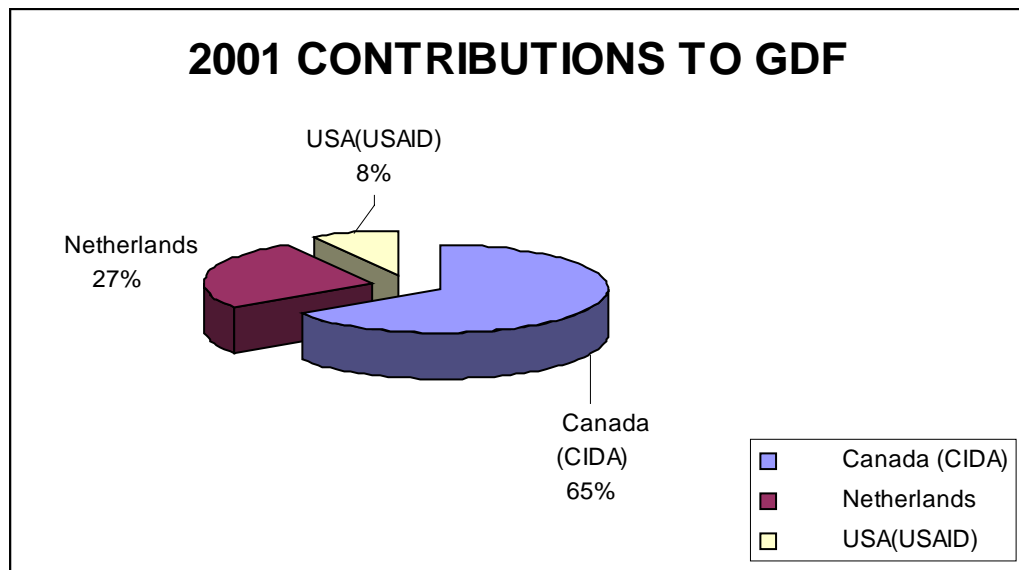
Coordinating Board, Osaka, 19-21 February 2002

DRAFT



Figure 3

GLOBAL TB DRUG FACILITY (GDF) CONTRIBUTIONS RECEIVED FOR THE YEAR 2001 (in US Dollars)





Stop TB Partnership

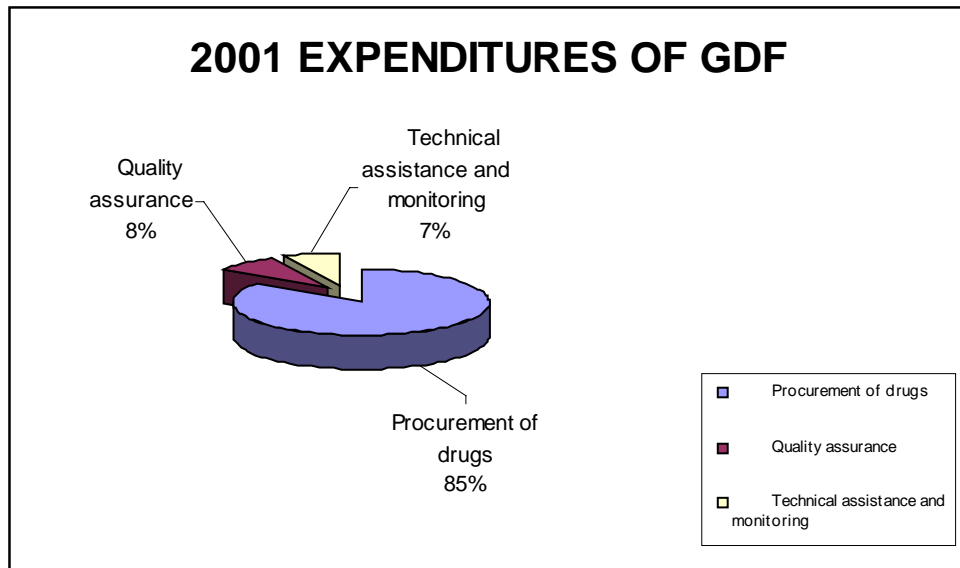
Coordinating Board, Osaka, 19-21 February 2002

DRAFT



Figure 4

GLOBAL TB DRUG FACILITY EXPENDITURES FOR THE YEAR 2001 (in US Dollars)





Stop TB Partnership

Coordinating Board, Osaka, 19-21 February 2002

DRAFT



Table 5

PROJECTED CASH FLOW STATEMENT FOR STOP TB PARTNERSHIP SECRETARIAT FOR THE YEAR 2002 (in US Dollars)

Beginning balance, 01 January 2002		1,898,233
Carry-over funds 2000-2001 ⁴		426,335
Add: Expected contributions (firm pledges)		
United Kingdom (DFID)	175,203	
USA (CDC)	200,000	
World Bank	700,000	
WHO Regular budget	<u>404,296</u>	<u>1,479,499</u>
Projected available funds		3,804,067
Total requirements for 2002 ⁵		<u>5,381,670</u>
BALANCE (SHORTFALL)		<u>(1,577,603)</u>

⁴ Carry-over funds from the previous biennium (2000-2001) represents cost variance of estimated obligations over actual expenditures.

⁵ Based on the 2002 Stop TB Partnership Secretariat Workplan.



Stop TB Partnership

Coordinating Board, Osaka, 19-21 February 2002

DRAFT



Table 6

PROJECTED CASH FLOW STATEMENT FOR GLOBAL TB DRUG FACILITY(GDF) FOR THE YEAR 2002 (in US Dollars)

Beginning balance, 01 January 2002	6,011,751
Add: Expected contributions (Soft pledges)	
Canada (CIDA)	10,000,000
Netherlands	<u>4,000,000</u>
<u>14,000,000</u>	
Projected available funds	20,011,751
Total requirements for 2002 ⁶	<u>25,153,220</u>
BALANCE (SHORTFALL)	<u>(5,141,469)</u>

⁶ Based on the 2002 Global TB Drug Facility Workplan.